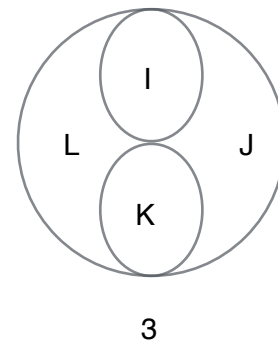
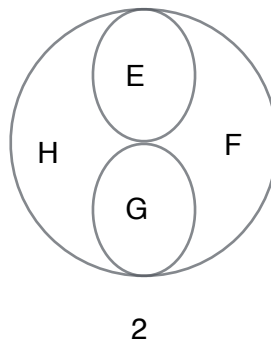
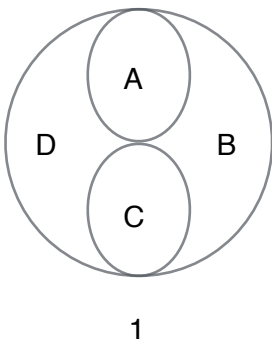
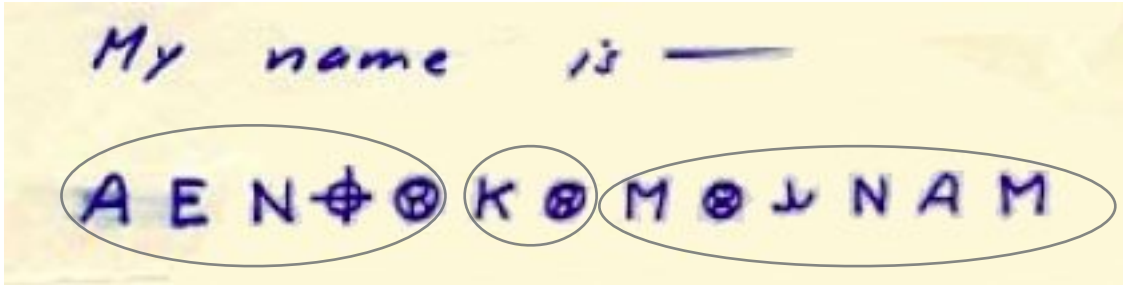


I have been working on a different approach to the Z340 cipher using the “My name is Cipher” as the key. I’ve always felt like the 3/4 colored in circles felt deliberate in terms of how they were shaded.

In addition, there is old school wiring technology with timers which explains how to display the numbers 1-9 by using the number “8.” What’s interesting, is this technology correlates with letters that start at the top of the number 8 and work around clockwise. By using the my name is cipher as the potential key, we can make the below cipher keys.

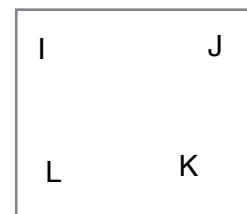

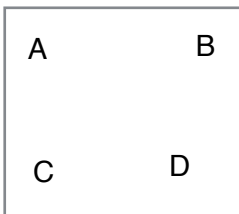


So the first colored in circle that follows the letters A E N and Z sign will use the first cipher key.

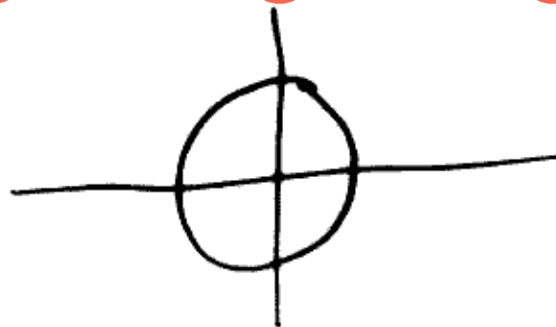

The first colored in circle that follows the letter K will use the 2nd cipher key

The first colored in circle that follows the letters upside down T N A M will use the 3rd cipher key.

In addition to the above, the letters N and A are used twice and also pertain to the squares that follow N or A which would give us the below cipher keys.



Now we can create our map of starting and end points by circling all the characters in the "my name is cipher" and begin solving. So when you see a circle that points up or right, just follow the above. This is what I get:



The letters you end up with are BADDICKJGAIKGGCKJ. For those who hate anagrams....luckily enough, the Zodiac actually tells us where to fold the paper.

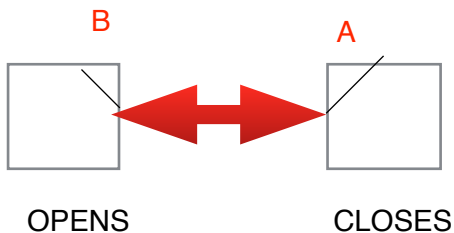
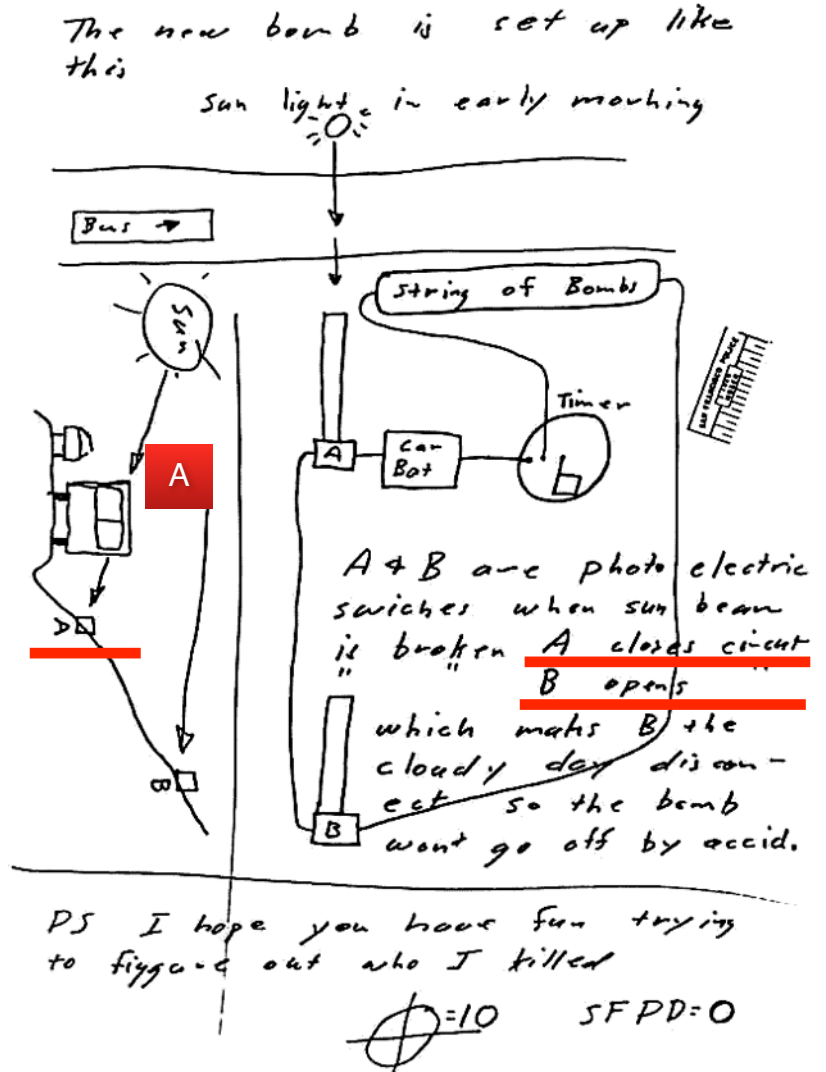
I believe this to be a key that shows you where to fold the paper.

If you take a look at the arrow that points to the top left portion of the bus and passes through to point to the A.

He is clearly saying....when looking at the squares, the top left equals A.

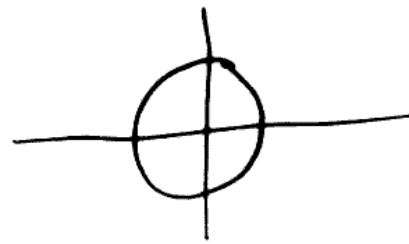

Even look how the line passes through the box labeled A.

Then on the far right he tells us how to make the key. He states that B opens the circuit and A closes the circuit. Which would give us the be below cipher keys.



There are only two places that I could find in the z340 moving from left to right and up to down motion. So all you have to do is fold the above solution to the perforated lines.

Even though I believe this is about folding the paper....I couldn't help but notice that it's the exact number of characters for: This is the zodiac speaking...zsign. Or, This is the Zodiac, my name is....Zsign.



I placed the solution on a piece of tracing paper and removed the meaningless symbols and folded it to the above diagram. Some of the letters are backwards due to folding but here is what you get:

